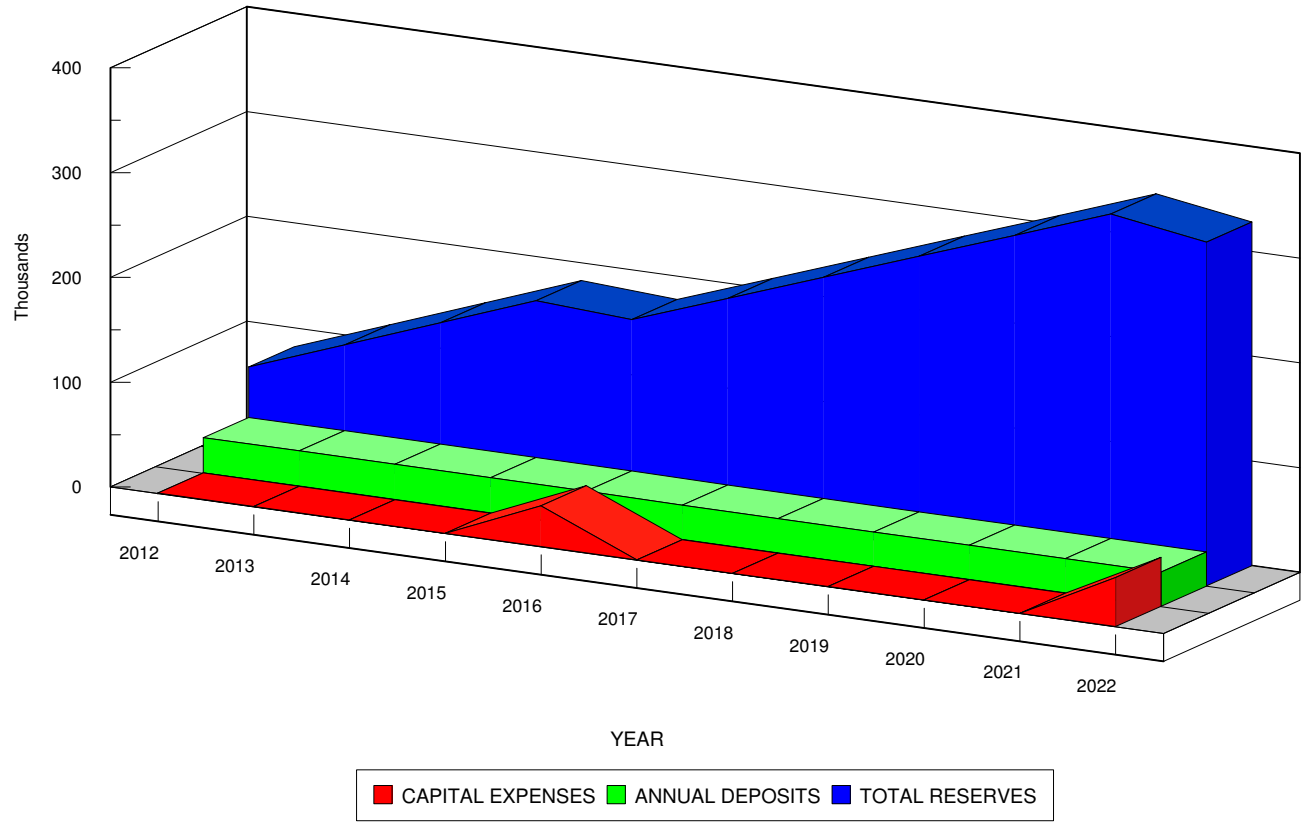




RESERVE ANALYSIS- Reserve Balances Over Remaining Life of Components



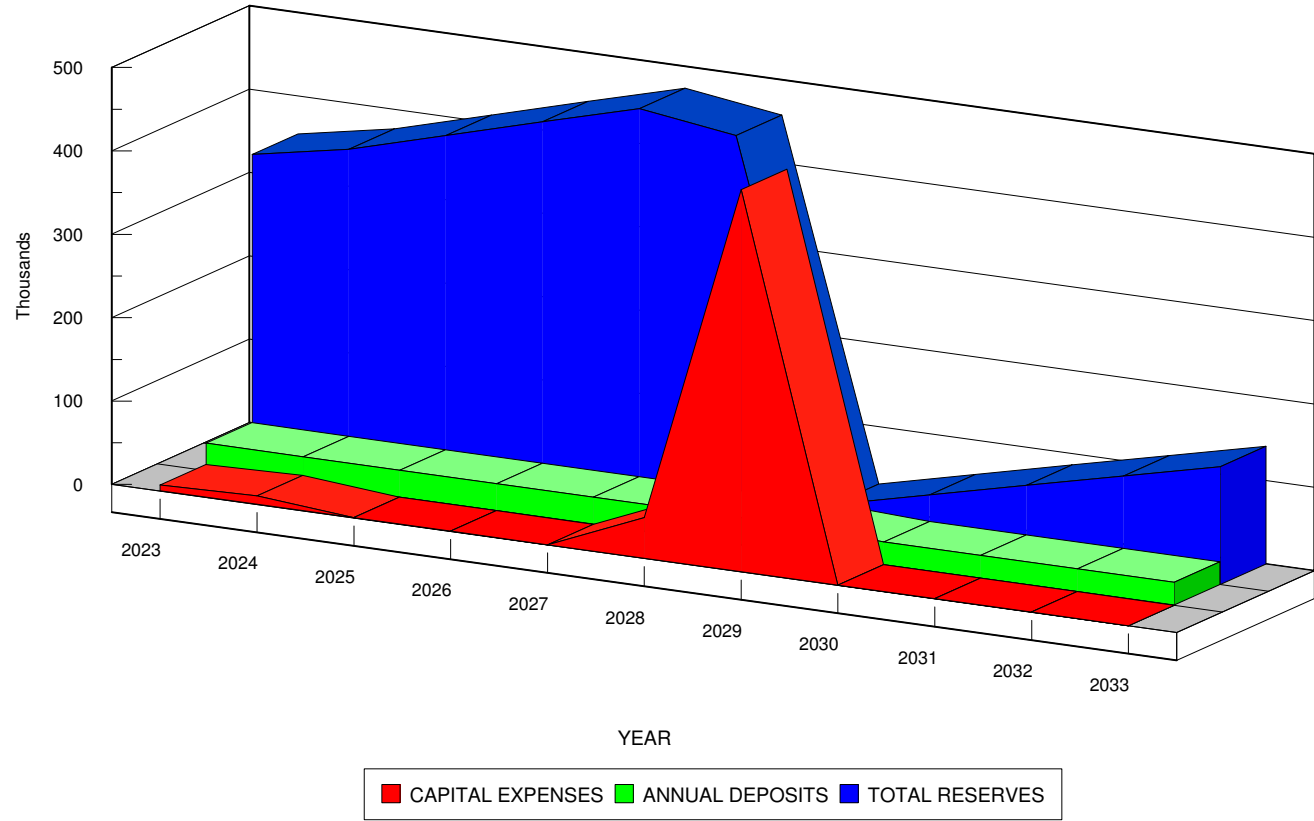
2012 VERSION: 9-27-12

RESERVES ON HAND YEAR 1	\$47,947
ENDING BALANCE YEAR 11	\$328,177
AVERAGE BALANCE	\$219,759

VALUE OF RESERVE ITEMS	\$552,277
AVERAGE CAPITAL EXPENSE	\$7,793
AVERAGE DEPOSIT	\$33,268

YEAR	1	2	3	4	5	6	7	8	9	10	11
YEAR	2012	2013	2014	2015	2016	2017	2018	2019	2020	2021	2022
CAPITAL EXPENSES	0	0	0	0	(38,861)	0	0	0	0	0	(46,861)
ANNUAL DEPOSITS	33,745	33,745	33,745	33,745	33,745	32,871	32,871	32,871	32,871	32,871	32,871
TOTAL RESERVES	81,692	115,437	149,182	182,927	177,811	210,682	243,553	276,424	309,295	342,166	328,177

RESERVE ANALYSIS- Reserve Balances Over Remaining Life of Components



2012 VERSION: 9-27-12

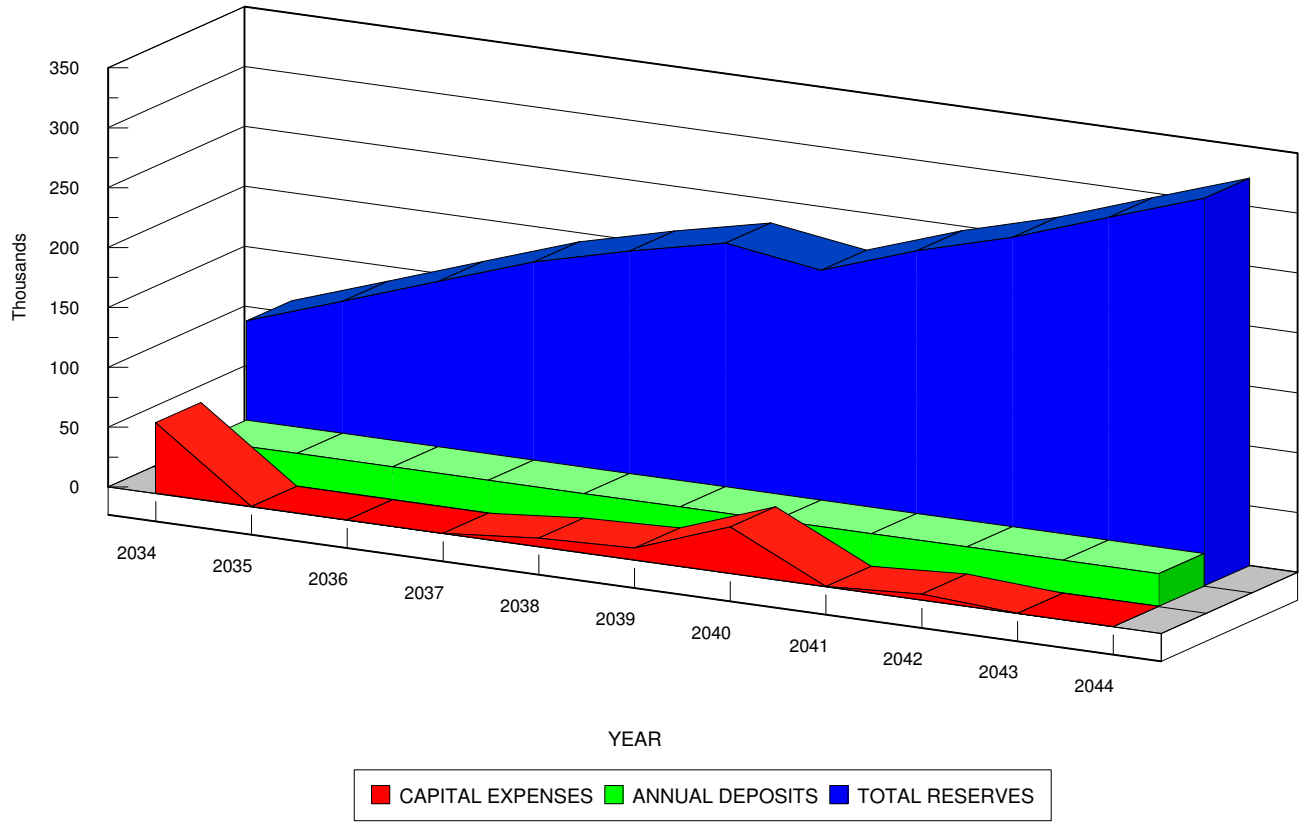
RESERVES ON HAND YEAR 12	\$276,424
ENDING BALANCE YEAR 22	\$141,390
AVERAGE BALANCE	\$267,586

VALUE OF RESERVE ITEMS	\$552,277
AVERAGE CAPITAL EXPENSE	\$47,662
AVERAGE DEPOSIT	\$30,681

YEAR	12 2023	13 2024	14 2025	15 2026	16 2027	17 2028	18 2029	19 2030	20 2031	21 2032	22 2033
CAPITAL EXPENSES	(7,000)	(10,000)	0	0	0	(48,861)	(458,416)	0	0	0	0
ANNUAL DEPOSITS	32,630	32,551	32,482	32,482	32,482	32,482	32,355	27,506	27,506	27,506	27,506
TOTAL RESERVES	353,807	376,358	408,840	441,323	473,805	457,426	31,366	58,872	86,378	113,884	141,390



RESERVE ANALYSIS- Reserve Balances Over Remaining Life of Components



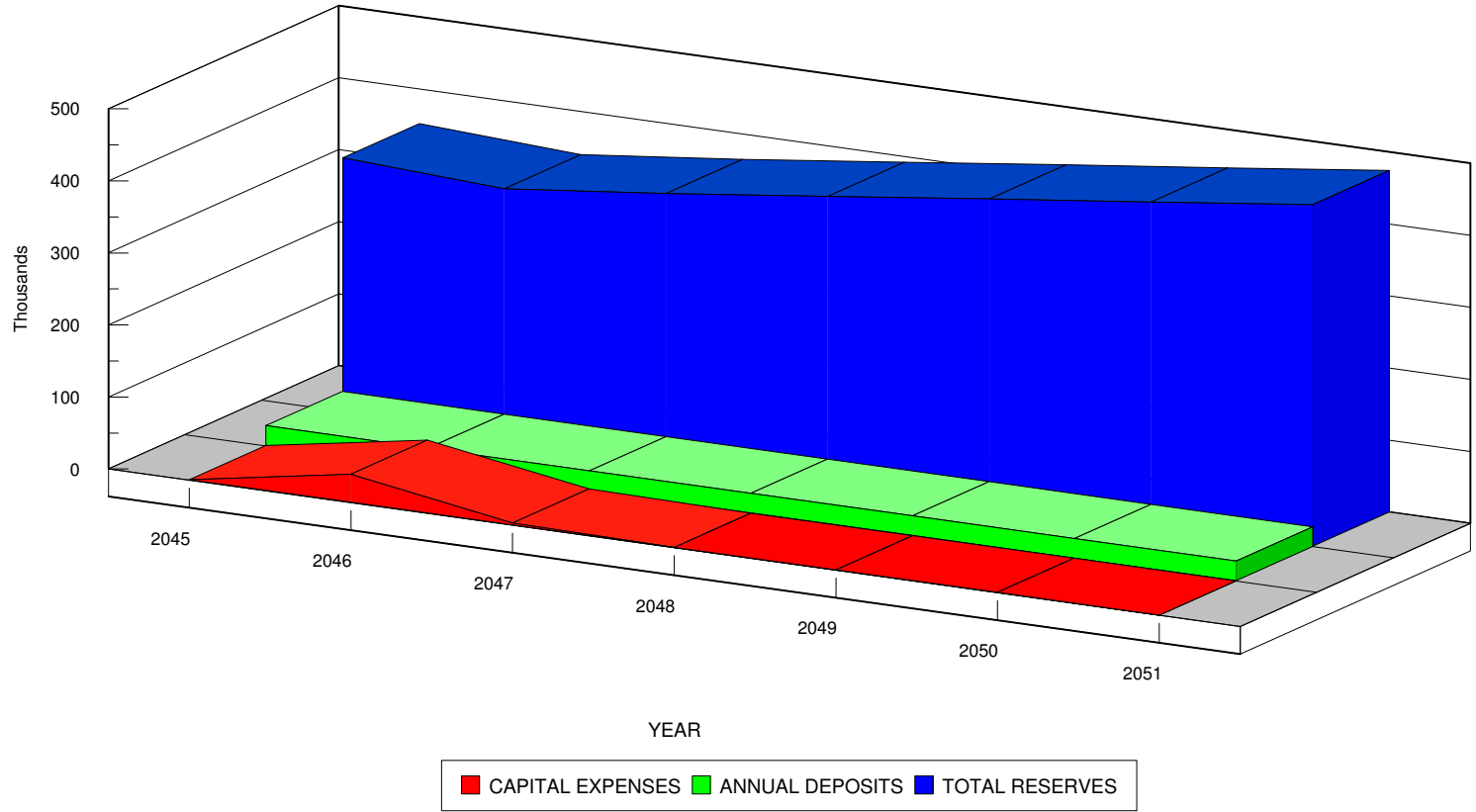
2012 VERSION: 9-27-12

RESERVES ON HAND YEAR 23	\$58,872
ENDING BALANCE YEAR 33	\$323,766
AVERAGE BALANCE	\$218,394

VALUE OF RESERVE ITEMS	\$552,277
AVERAGE CAPITAL EXPENSE	\$10,884
AVERAGE DEPOSIT	\$27,463

YEAR	23	24	25	26	27	28	29	30	31	32	33
	2034	2035	2036	2037	2038	2039	2040	2041	2042	2043	2044
CAPITAL EXPENSES	(58,861)	0	0	0	(7,000)	(10,000)	(38,861)	0	(5,000)	0	0
ANNUAL DEPOSITS	27,506	27,459	27,459	27,459	27,459	27,459	27,459	27,459	27,459	27,459	27,459
TOTAL RESERVES	110,035	137,494	164,954	192,413	212,872	230,331	218,929	246,389	268,848	296,307	323,766

RESERVE ANALYSIS- Reserve Balances Over Remaining Life of Components



2012 VERSION: 9-27-12

RESERVES ON HAND YEAR 34	\$246,389
ENDING BALANCE YEAR 40	\$474,120
AVERAGE BALANCE	\$398,151

VALUE OF RESERVE ITEMS	\$552,277
AVERAGE CAPITAL EXPENSE	\$106,402
AVERAGE DEPOSIT	\$27,459

YEAR	34 2045	35 2046	36 2047	37 2048	38 2049	39 2050	40 2051
CAPITAL EXPENSES	0	(38,861)	(3,000)	0	0	0	0
ANNUAL DEPOSITS	27,459	27,459	27,459	27,459	27,459	27,459	27,459
TOTAL RESERVES	351,225	339,824	364,283	391,742	419,201	446,660	474,120